



### District Report Card: 2017


<b>State:</b> Meghalaya	<b>District:</b> East Khasi Hills
<b>Class:</b> 8	<b>Subject:</b> Language
<b>Schools:</b> 51	<b>Students:</b> 1021


### Participation/Coverage


#### Students

GENDER 	Boys		Girls	
	Number	%	Number	%
	450	44.07	571	55.93

AREA 	Rural		Urban	
	Number	%	Number	%
	797	78.06	224	21.94

CATEGORY 	SC		ST		OBC		GEN	
	Number	%	Number	%	Number	%	Number	%
	4	0.39	951	93.14	7	0.69	59	5.78

CWSN 	LD	VI	HI	S&LD	ID	Oth
	0	1	2	1	1	0

Management 	Government		Government-aided	
	Number	%	Number	%
	268	26.25	753	73.75

### Average Performance of Students in Language (%)

Overall	Gender		Area		Management		Social Group			
	Male	Female	Rural	Urban	Govt.	Aided	SC	ST	OBC	GEN
54.66	54.89	54.48	50.56	69.26	53.21	55.17	86.67	54.53	67.62	53.11

### Performance on Learning Outcomes (LOs)

Learning Outcomes	Description	Average Performance(%)
L813	Read textual/non-textual materials with comprehension and identifies the details, characters, main idea and sequence of ideas and events while reading	54.66

Range of Performance of Students who Answered Correctly							
Below 30%		30% - 50%		50% - 75%		Above 75%	
Number	%	Number	%	Number	%	Number	%
121	11.85	289	28.31	470	46.03	141	13.81

### Lowest Performing Learning Outcomes (LOs)

1 - Read textual/non-textual materials with comprehension and identifies the details, characters, main idea and sequence of ideas and events while reading (54.66)